



[www.petco.com](http://www.petco.com)

## Placing an Order at Petco.com

Here are instructions for placing an order over the Internet on the petco.com website. Petco offers free 1-2 day shipping on products when your order total is greater than \$35.00.

### Instructions

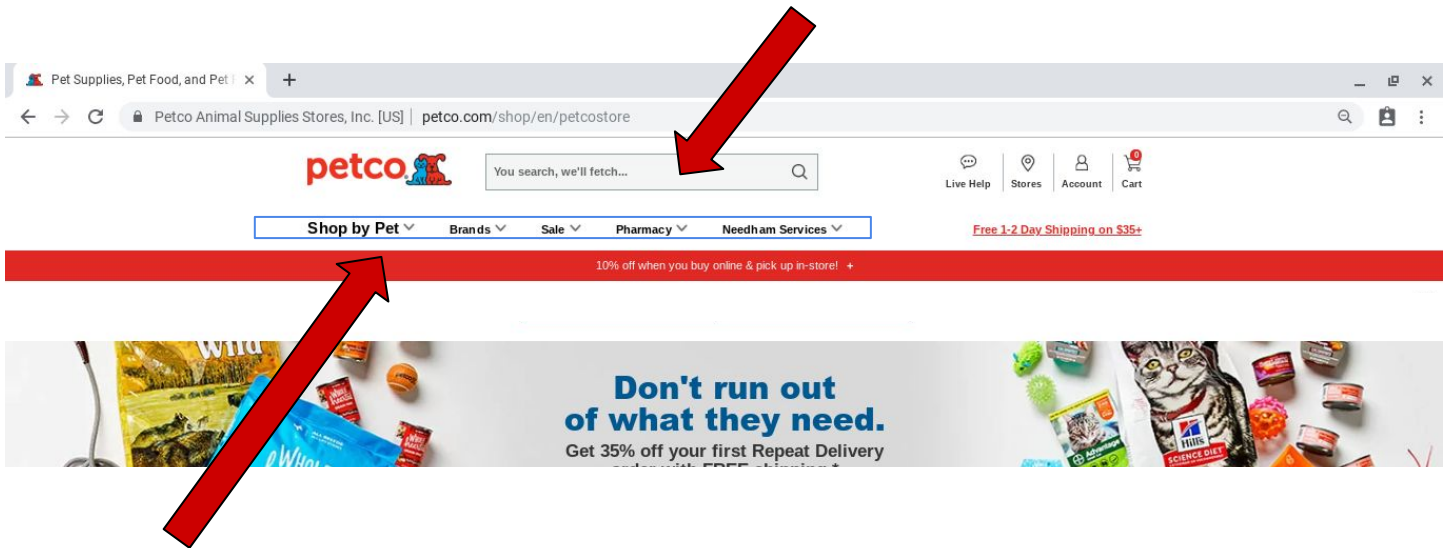
- 1) Open your internet browser (i.e. Chrome, Internet Explorer, Safari, etc.) and browse to Petco's website: [www.petco.com](http://www.petco.com)

The screenshot shows a web browser window displaying the Petco website. A red arrow points from the instruction text to the address bar, which contains the URL [www.petco.com](http://www.petco.com). The website header includes the Petco logo, a search bar, and navigation links for Live Help, Stores, Account, and Cart. A red banner below the header offers a 10% discount on online orders with in-store pickup. The main content area features a promotional banner for pet supplies with the text "Don't run out of what they need. Get 35% off your first Repeat Delivery order with FREE shipping.\*" and a "Shop Now" button. Below the banner, the text "What your pet needs, when they need it." is followed by three service icons: "New! Same-day Curbside Pickup", "Free 1-2 day delivery\*", and "35% off Repeat Delivery".

Customer Favorites

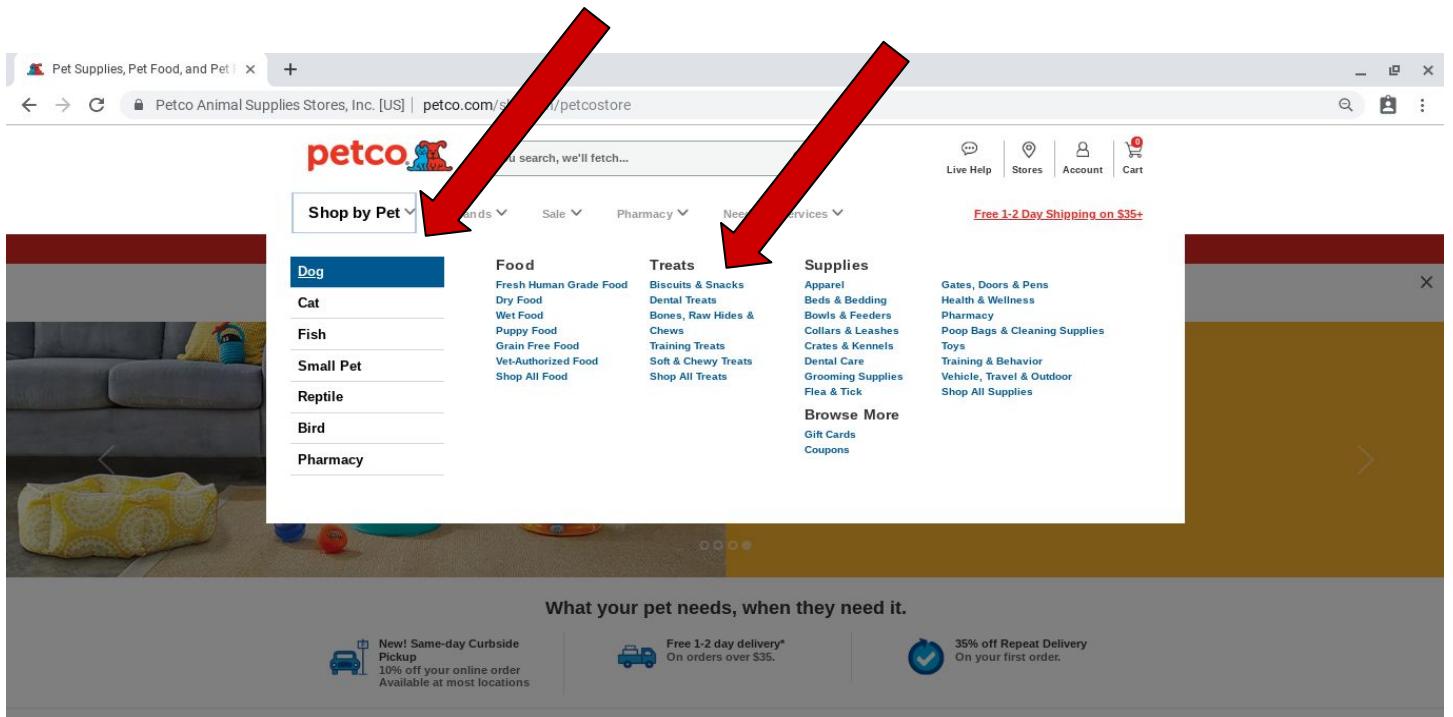
2) Search for an item or browse via the menu options.

Search for item(s) here



Open menu options (i.e. Shop by Pet, Brands, Sale, Pharmacy) by clicking or hovering the computer mouse over here.

After opening menu options, browse by clicking on any of these categories.



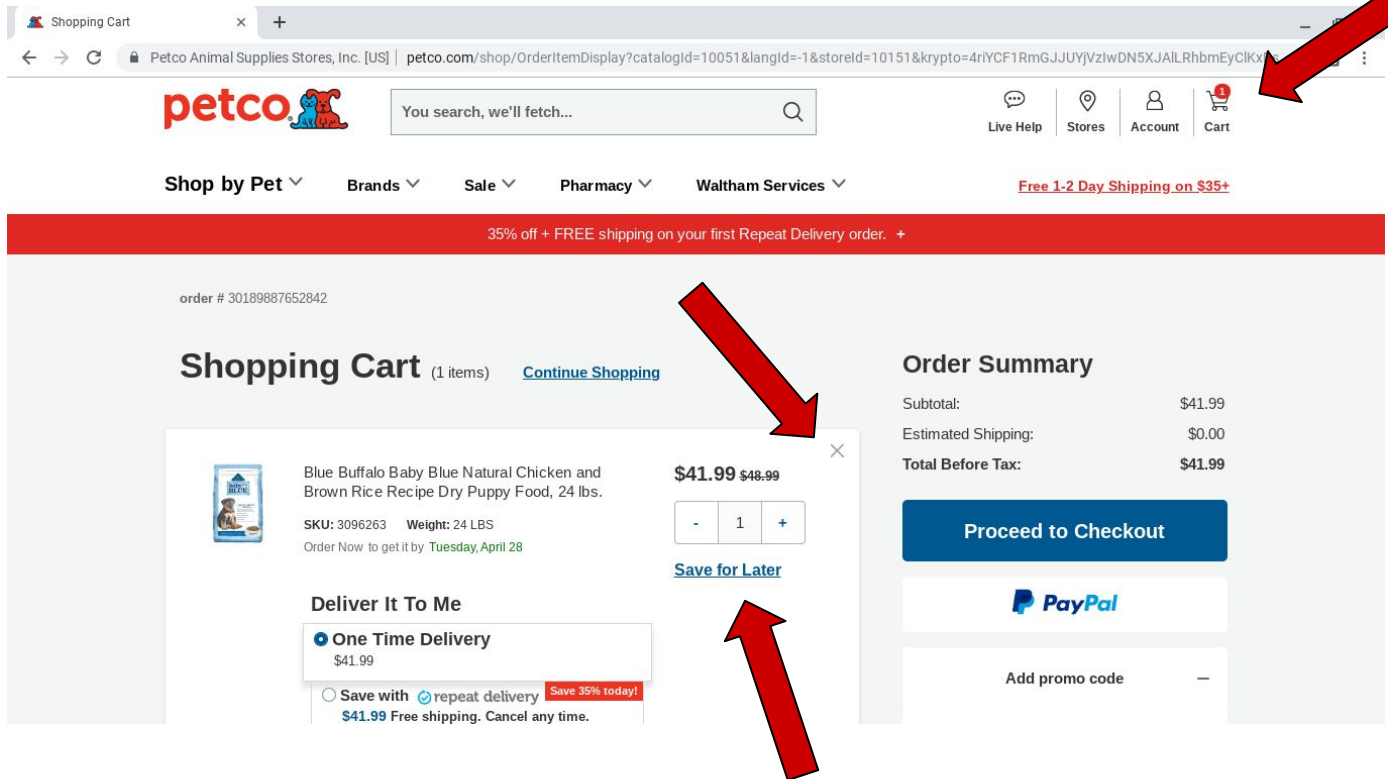
3) Select an item. Choose quantity and weight, if applicable. Then add to your cart.

The screenshot shows the Petco website interface. At the top, there is a search bar with the text "You search, we'll fetch...". Below the search bar, there are navigation options: "Shop by Pet", "Brands", "Sale", "Pharmacy", and "Needham Services". A red banner at the top right says "Free 1-2 Day Shipping on \$35+". The main content area features a product image of a bag of "baby BLUE" dry puppy food. To the right of the image, the product name is "Blue Buffalo Baby Blue Natural Chicken and Brown Rice Recipe Dry Puppy Food, 24 lbs." with a price of "\$39.99" (save 5% on every repeat delivery) and a crossed-out price of "\$41.99". Below the price, there is a "Weight" dropdown set to "24 LBS" and a "Qty" selector set to "1". To the right of the product details, there is a "Deliver It To Me" section with options for "repeat delivery" and "Free Pickup Today". A red arrow points to the "Add to Cart" button, another red arrow points to the quantity and weight selection area, and a third red arrow points to the "Free Pickup Today" option.

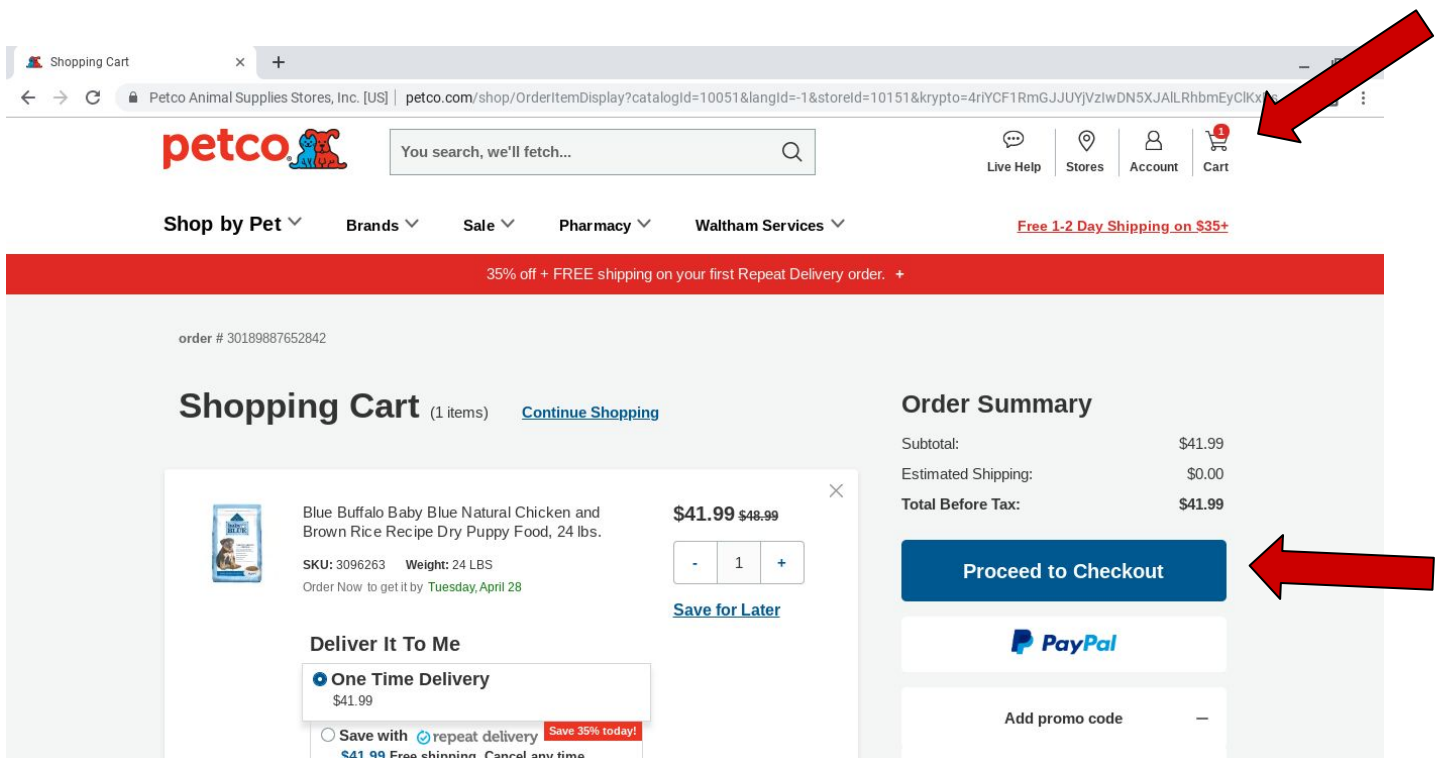
4) Then, you may either select additional items (through search or browse via the menu options) or check out. You can always return to your cart by clicking the shopping cart icon at the top right.

The screenshot shows the Petco website's Shopping Cart and Order Summary. The Shopping Cart section displays one item: "Blue Buffalo Baby Blue Natural Chicken and Brown Rice Recipe Dry Puppy Food, 24 lbs." with a price of "\$41.99" (save 30% today) and a crossed-out price of "\$48.99". Below the item, there are delivery options: "Deliver It To Me" with "One Time Delivery" selected for "\$41.99", and "I'll Pick It Up" with "Free Pickup Today" selected for "\$41.99". The Order Summary section shows a subtotal of \$41.99, estimated shipping of \$0.00, and a total before tax of \$41.99. A "Proceed to Checkout" button is visible. A red arrow points to the search bar, another red arrow points to the shopping cart icon in the top right, and a third red arrow points to the "Proceed to Checkout" button.

5) To remove an item from the cart: Select the shopping cart icon in the top right hand corner to go to your cart. Then, select the X in the upper right corner of the item. You can save the item for a future purchase by selecting Save for Later.



6) Select the shopping cart icon to view your cart, then select proceed to checkout.



7) Sign into your Petco.com account or continue with the guest checkout if you do not have an account and proceed with checkout by clicking the blue button.

**Guest Checkout**  
You'll have an opportunity to create an account later.

Email

**Continue as a New Customer**

**Returning Customers Sign In**

Email

Password

**Checkout**

[Forgot your password?](#)

8) Follow the prompts to enter shipping information. Then select save and continue.

**Shipping Information**

First Name  Last Name

Street Address

[+ Add an apartment, suite, building, etc](#)

City  State  ZIP Code

Phone

**Save and Continue**


**Place Order**

**Order Summary**

Subtotal:	\$41.99
Shipping:	\$0.00
Taxes:	\$0.00
<b>Total:</b>	<b>\$41.99</b>

**Cart Summary (1)**

[Edit Cart](#) order #30186843894547

 Blue Buffalo Baby Blue Natural Chicken and Brown Rice Recipe Dry Puppy Food, 24 lbs.  
**\$41.99** Qty: 1  
[Deliver to Me](#)

9) Follow the prompts to enter shipping method.

**Shipping Method**





Deliver to Me


<input checked="" type="radio"/> <b>Standard Shipping</b>	FREE Order Now to get it by
<input type="radio"/> <b>2nd Day Delivery</b>	\$26.09 (2 Business Days) *
<input type="radio"/> <b>Next Day Delivery</b>	\$42.59 (1 Business Day) *

\*When ordered before 3pm local time (Excluding AK & HI)

10) Follow the prompts to enter payment information.

### Payment Information —

Credit Card    



---

+

---

+

---

+

---

11) If you do not have an account and would like to create one, follow the prompts to enter account information.

### Create an Account (optional) —

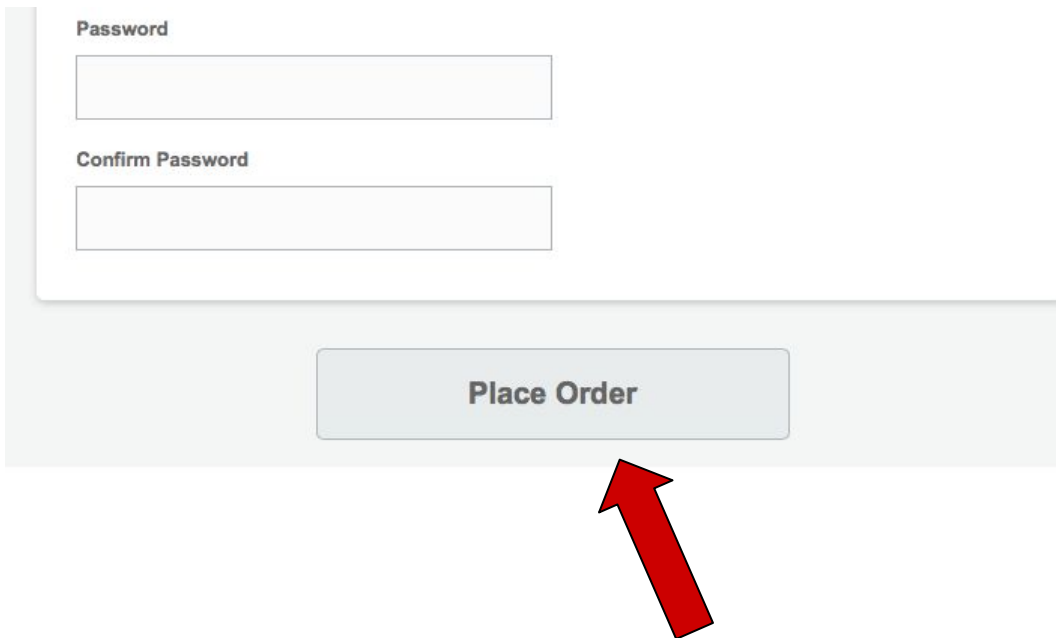
Add a password or [Login](#) to collect Pals Rewards. By clicking "Place Order" you agree to our [Terms of Use](#) and [Privacy Policy](#), including receipt of promotional offers and emails.

Email

Password

Confirm Password

12) After reviewing your cart, payment and delivery method, click 'Place Order'.



The image shows a portion of a web form. At the top, there is a label 'Password' above a text input field. Below that is a label 'Confirm Password' above another text input field. At the bottom of the form is a large, light gray button with the text 'Place Order' centered on it. A thick red arrow points from the bottom center of the page towards the 'Place Order' button.

13) Wait for your package(s) to arrive! You should receive a confirmation email with your order details. Call Petco with any questions or issues and / or visit their page for help.

1-877-738-6742

[https://www.petco.com/content/petco/PetcoStore/en\\_US/pet-services/help/contact-petco.html](https://www.petco.com/content/petco/PetcoStore/en_US/pet-services/help/contact-petco.html)

**Congratulations! You've now ordered from Petco.com!**