



<https://www.khanacademy.org/>

Tomar un curso en la Academia Khan

Khan Academy ofrece videos gratis, preguntas de práctica y más para estudiantes de K-12. Los cursos incluyen matemáticas, historia, física, etc.

Instrucciones

1. Abra su navegador de Internet (es decir, Chrome, Internet Explorer, Safari, etc.) y navegue hasta www.khanacademy.org

A screenshot of the Khan Academy website homepage. The browser window shows the URL 'https://www.khanacademy.org/'. The page features a blue header with navigation links: 'Courses', 'Search', 'Khan Academy', 'Donate', 'Login', and 'Sign up'. Below the header is a large graphic showing a smiling woman (teacher) and three students (two boys and one girl) looking at laptops. To the right of the graphic, the text reads: 'For every student, every classroom. Real results.' Below this text is a paragraph: 'We're a nonprofit with the mission to provide a free, world-class education for anyone, anywhere.' At the bottom of the graphic area are four blue buttons: 'Learners', 'Teachers', 'Districts', and 'Parents'.

COVID-19 school closure resources: Daily schedules for students ages 2-18 & remote learning resources. Want to help us help others? We are a nonprofit. Please consider making a donation to help us respond.

Courses Search

Khan Academy Donate Login Sign up

For every student,
every classroom.
Real results.

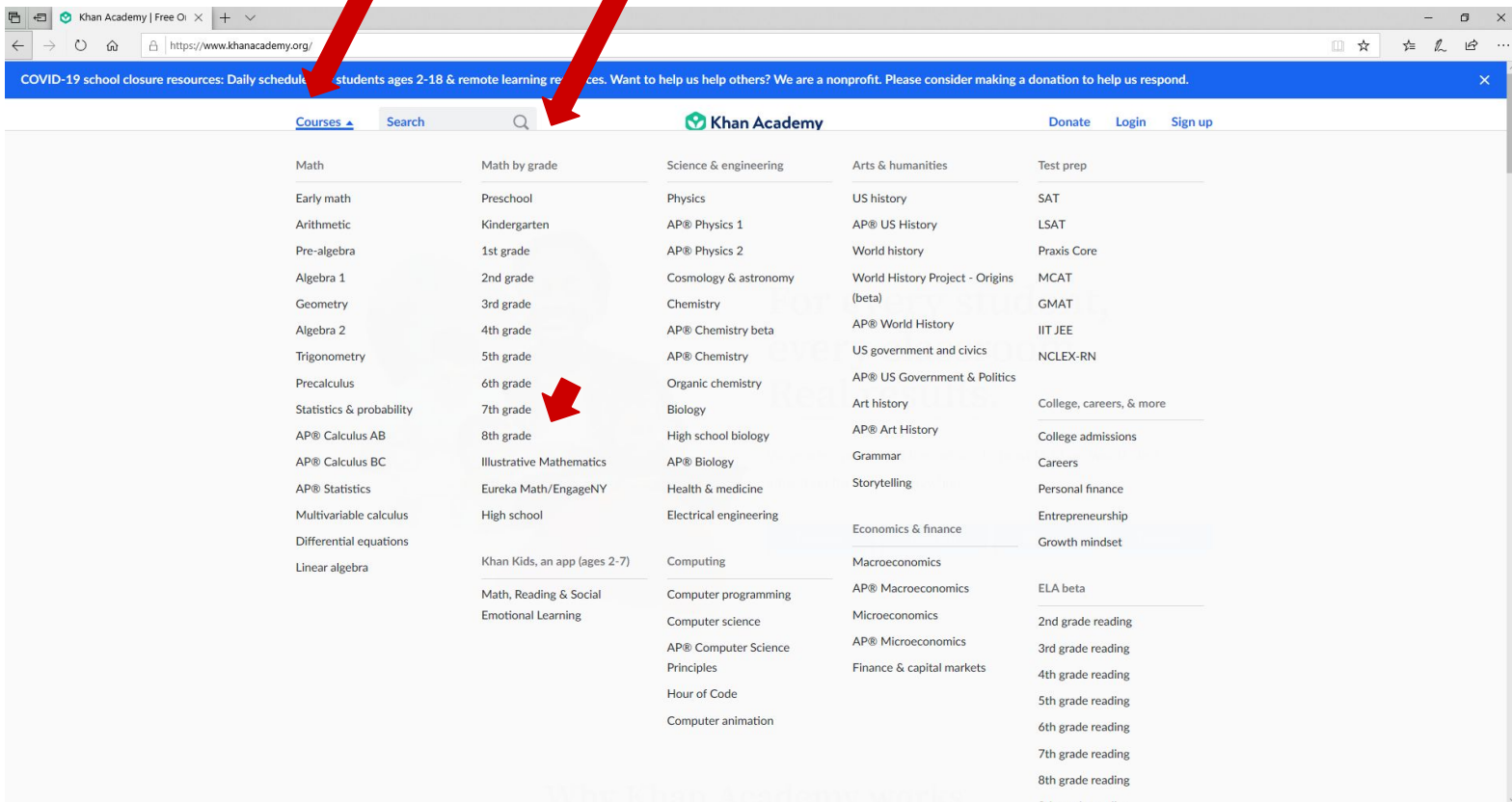
We're a nonprofit with the mission to provide a free, world-class education for anyone, anywhere.

Learners Teachers Districts Parents

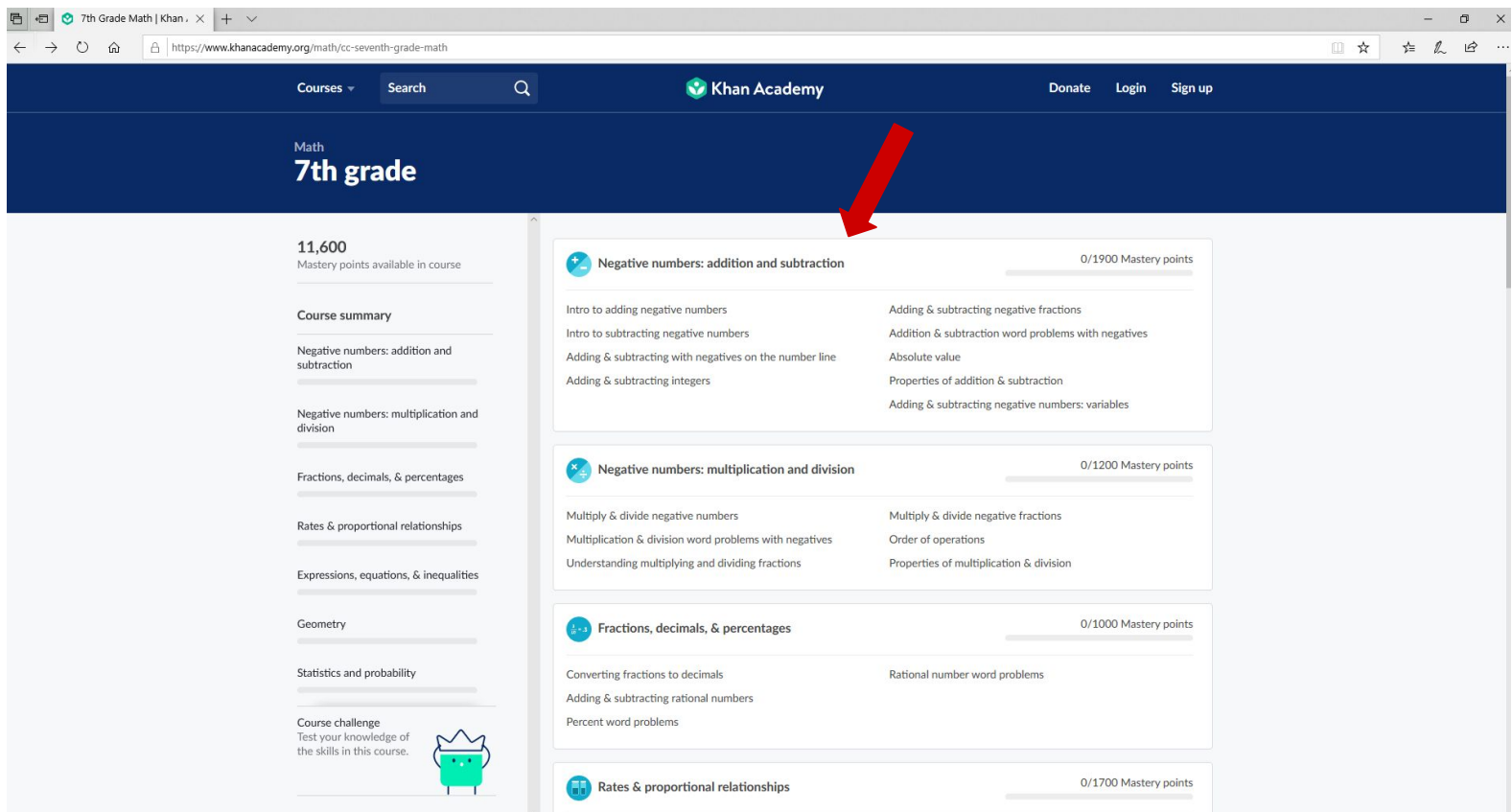
2. Busque un tema o navegue a través de las opciones de cursos. Elige un curso. Para este ejemplo, elegiremos matemáticas de 7º grado.

Abra las opciones de cursos haciendo clic aquí.

Busque materias haciendo clic aquí



3. Elige una de las asignaturas. Para este ejemplo, elegiremos "Números negativos: suma y resta"



2. Comience el tema haciendo clic en la primera lección. Para este ejemplo, elegiremos la introducción para agregar números negativos. Esto lo llevará a un video, que explicará la lección. Use el menú en el lado izquierdo para continuar con la lección

The screenshot shows the Khan Academy interface for the course 'Negative numbers: addition and subtraction' in 7th grade. The page features a dark blue header with the Khan Academy logo and navigation links for 'Courses', 'Search', 'Donate', 'Login', and 'Sign up'. Below the header, the course title is displayed in large white text. A progress bar indicates 'Level 1' and '475 points to Level 2'. On the left, a 'Skill Summary' sidebar lists various topics with progress indicators. The main content area is titled 'Intro to adding negative numbers' and includes a 'Learn' section with video thumbnails for 'Adding negative numbers example', 'Adding numbers with different signs', 'Missing numbers on the number line examples', and 'Adding negative numbers review'. A 'Practice' section offers 'Signs of sums', 'Adding negative numbers', and 'Missing numbers on the number line' exercises. A red arrow points to the progress bar.

The screenshot shows a video player for the video 'Adding negative numbers example'. The video content displays a math problem: 'Find the sum: $-15 + (-46) + (-29)$ '. Below the equation, three number lines illustrate the addition process. The first number line shows -15 and -46 with arrows pointing left, resulting in a sum of -61 . The second number line shows -61 and -29 with arrows pointing left, resulting in a final sum of -90 . The third number line shows the final result -90 . A red arrow points to the video title in the left sidebar. Below the video player, the title 'Adding negative numbers example' is shown, along with the standard 'About' and 'Transcript' tabs. The video player controls show a play button, a volume icon, and a progress bar at 3:21 / 5:40. A red arrow points to the volume icon with the text 'Adjust volume here'. At the bottom, there are social media links for Google Classroom, Facebook, Twitter, and Email.

3. ¡Felicitaciones, ahora estás aprendiendo! Puede repetir el proceso anterior para elegir y tomar cualquier lección que desee.

4. Si desea guardar su progreso, deberá registrarse para obtener una cuenta. Esto se puede encontrar en la esquina superior derecha en todo momento.

Adding negative numbr x + v

https://www.khanacademy.org/math/cc-seventh-grade-math/cc-7th-negative-numbers-add-and-subtract/cc-7th-add-negatives/v/adding-negative-numbers

Courses Search Khan Academy Donate Login Sign up

Math > 7th grade > Negative numbers: addition and subtraction > Intro to adding negative numbers

Find the sum: $-15 + (-46) + (-29)$

Copy link

Adding negative numbers example

Adding numbers with different signs

Practice: Signs of sums

Practice: Adding negative numbers

Missing numbers on the number line examples

Practice: Missing numbers on the number line

Adding negative numbers review

Next lesson
Intro to subtracting negati...

Play (k) 3:21 / 5:40

Adding negative numbers example

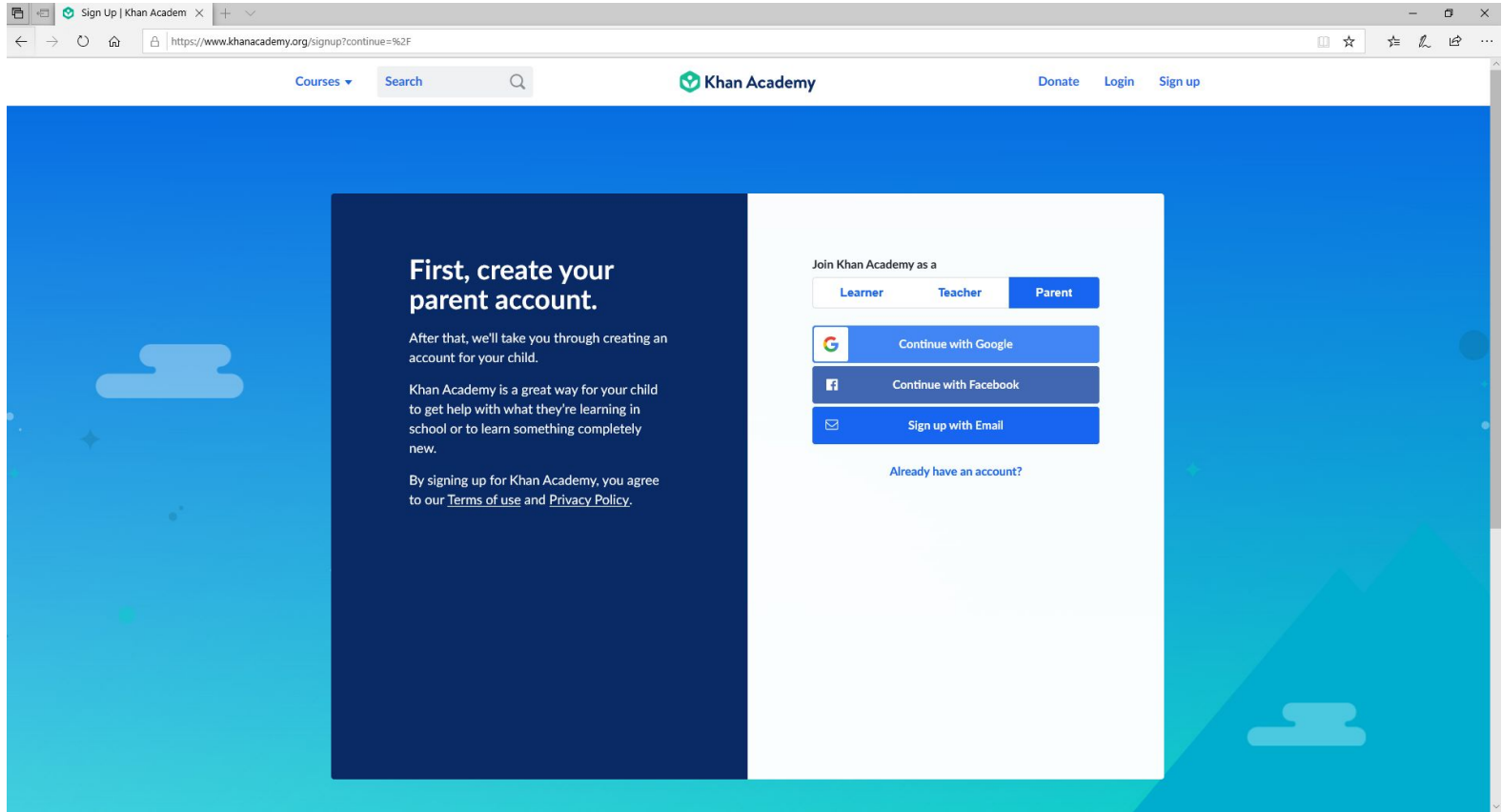
CCSS Math: 7.NS.A.1, 7.NS.A.1b

About Transcript

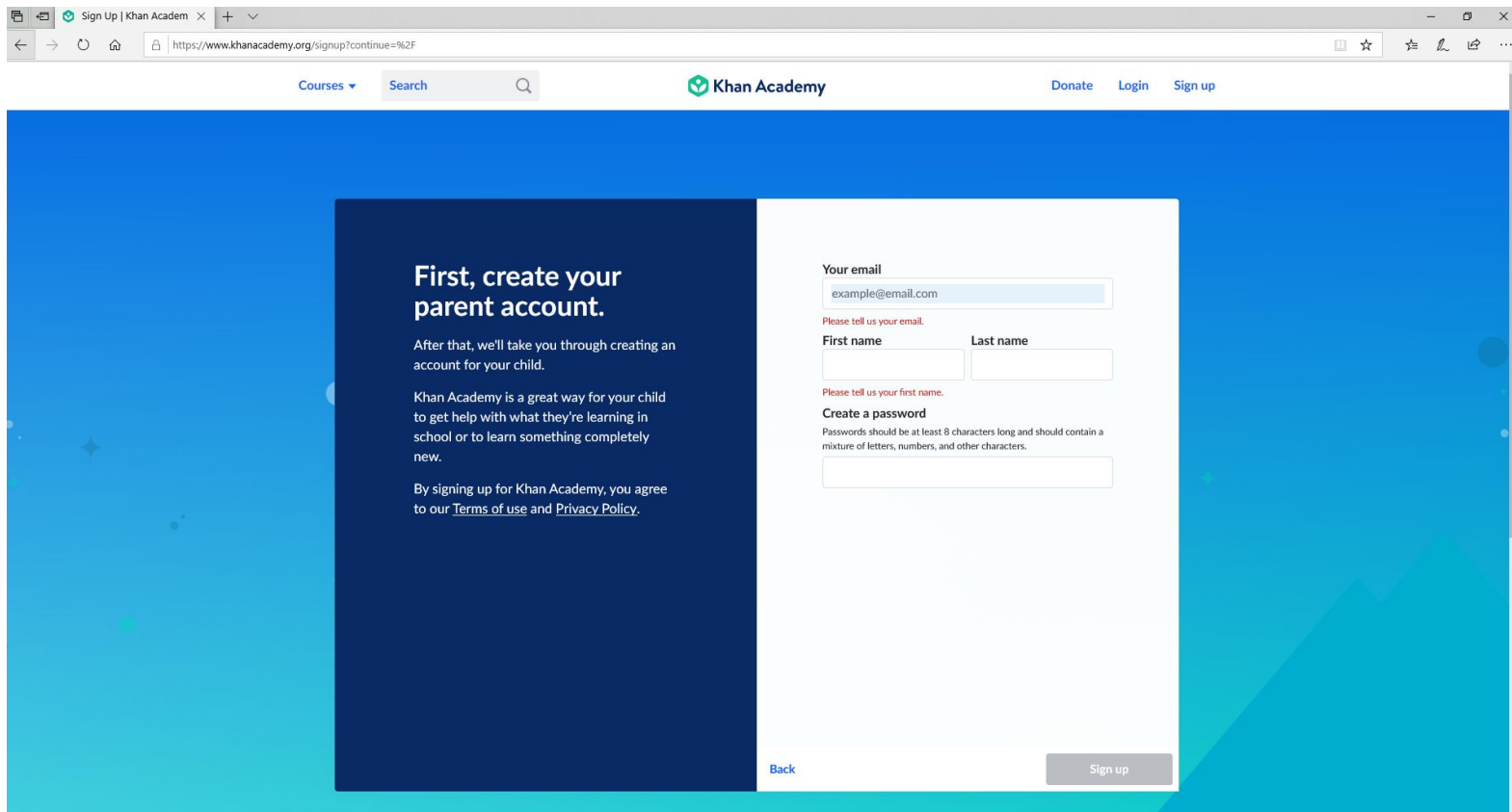
Use a number line to add $-15 + (-46) + (-29)$. Created by Sal Khan and Monterey Institute for Technology and Education.

Google Classroom Facebook Twitter Email

5. Puede registrarse como alumno o como padre. Si eres estudiante, la forma más fácil de inscribirte es pedirle a tus padres o tutores que se inscriban. Puedes registrarte usando Google, Facebook o con un correo electrónico.



6. Si elige el correo electrónico, siga las instrucciones e ingrese su correo electrónico, nombre y elija una contraseña.



7. Después de crear su cuenta, podrá agregar un perfil para un niño / a. Siga las indicaciones e ingrese la información requerida para crear una cuenta para un niño / niños. Su hijo podrá iniciar sesión con estos detalles.

Welcome to Khan Academy
Learn what you can do with Khan Academy as a parent

Got it!


Your children


These are your children's accounts. Click your child's name to view their progress.

Ready to add your child?

Click "Add a child" to create a new account for your child or connect to an existing account.
[Learn more about how to get your child set up](#)

Add a child

 **Khan Academy Kids**
Inspire a lifetime of learning and discovery with our free, fun educational program for children ages two to six.



Learn more!

Create your child's Khan Academy account.

Your child's birthday ?

Does your child have email? Yes No

Create a username and password for your child

Tip: Write down the username and password you choose for your child.

Child's username
Usernames may only contain letters and numbers, no spaces.
For your child's privacy, don't include their real name in their username.

Child's password
Passwords are case-sensitive and must be at least 8 characters.

School grade

Gender

By clicking next, you confirm that you are the child's parent or legal guardian and agree to our [Terms of Service](#) and [Privacy Policy](#)

Next

8. Ahora, cuando selecciona la cuenta de su hijo, podrá ver su progreso y reanudar su trabajo. ¡Ya está todo listo y listo!

Welcome to Khan Academy

Learn what you can do with Khan Academy as a parent

Got it!

Your children

These are your children's accounts. Click on your child's name to view their progress.

Add a child



testtest331

Edit settings



Khan Academy Kids

Inspire a lifetime of learning and discovery with our free, fun educational program for children ages two to six.



Learn more!

< Parent dashboard



testtest331

@testtest331 -

0 0 0 0 0 0 0 0 0 0

ACCOUNT

Progress

Profile

Teachers

Progress [Learn more.](#)

Latest activity may take 10 mins to show below.

Last 7 days



All content



All activities



0 exercise min

0 total learning ...

No progress yet!

When we see some activity, progress will show up here.